


# 10Gbps Copper SFP+ Transceiver

## SFP-10G-T

### Product Features

- Up to 10Gbps bi-directional data links
- RJ45 Max link distance 30 meters using cat 6a/7 cable
- Fully metallic enclosure for low EMI
- Compact RJ-45 Connector assembly
- Hot-pluggable SFP footprint
- Low power dissipation
- Extended case temperature: 0°C to 70°C
- RoHS compliant and Lead Free
- Access to physical layer IC via 2-wire serial bus



### Applications

- 10 Gigabit Ethernet over Cat 6a/7 cable
- 5GBASE-T over Cat 5e cable
- 2.5GBASE-T over Cat 5e cable
- 1000BASE-T (1G Ethernet) over Cat 5e cable
- 100M Ethernet over Cat 5e cable
- 10M Ethernet over Cat 5e cable

## 1. Product Description

The SFP-10G-T is Copper Small Form plug-gable (SFP) transceiver, which is based on SFP multi-sourcing agreement (MSA). It compliant with wide variety of host-side interfaces including USXGMII, XFI, RXAUI, 2500BASE-X, 5GBASE-X, and SGMII to support full backward compatibility with lower speed legacy Ethernet rates including: 1Gbps, 100Mbps and 10Mbps.

## 2. +3.3V Volt Electrical Power Interface

The SFP-10G-T has an input voltage range of 3.3V +/-5%,The 4 V maximum voltage is not allowed for continuous operation.

Parameter	Symbol	Min.	Typ	Max	Units	Notes/Conditions
Supply Current	Is			750	mA	3.0W max power over full range of voltage and temperature.see caution note below
Power Supply Voltage	Vcc	3.13	3.3	3.47	v	Referenced to GND
Maximum Voltage	Vmax			4	v	
Surge Current	Isurge			30	mA	Hot plug above steady state current,See caution note below

Caution:Power consumption and surge current are higher than the specified values in the SFP MSA

**Table 1.+3.3 Volt electrical power interface**

## 3. Low-Speed Signals

Parameter	Symbol	Min.	Max		Units	Notes/Conditions
SFP Output LOW	VOL	0	0.5		V	4.7k to 10k pull-up to host Vcc,measured at host side of
SFP Output HIGH	VOH	Host Vcc-0.5	Host Vcc+0.3		V	4.7k to 10k pull-up to host Vcc,measured at host side of
SFP Input LOW	VIL	0	0.8		V	4.7k to 10k pull-up to Vcc,measured at SFP side of connector
SFP Input HIGH	VIH	2	Vcc+0.3		V	4.7k to 10k pull-up to Vcc,measured at SFP side of connector

**Table 2. Low-speed signals,electronic characteristics**

## 4. High-Speed Electrical Interface

ALL high-speed signals are AC-coupled internally

(1)High-speed Electrical Interface Transmission Line-SFP

Parameter	Symbol	Min.	Typ	Max	Units	Notes/Conditions
Line Frequency	fL	10	125	1000	MHZ	5-level encoding, per IEEE 802.3
Tx Output Impedance	Zout,TX		100		Ohm	Differential, for all frequencies between 1MHz and 125MHz
Rx Input Impedance	Zin,RX		100		Ohm	Differential, for all frequencies between 1MHz and 125MHz

**Table 3. High-speed electrical interface, transmission line-SFP**

(2) High-speed Electrical Interface, Host-SFP

Parameter	Symbol	Min.	Typ	Max	Units	Notes/Conditions
Single ended data input swing	Vinsing	250		1200	mV	Single ended
Single ended data output swing	Voutsing	350		850	mV	Single ended
Rise/Fall Time	Tr,Tf		175		psec	20%-80%
Tx Input Impedance	Zin		50		Ohm	Single ended
Rx Output Impedance	Zout		50		Ohm	Single ended

**Table 4. High-speed electrical interface, host-SFP**

## 5. General Specifications

Parameter	Symbol	Min.	Typ	Max	Units	Notes/Conditions
Data Rate	BR	10		10000	Mb/sec	IEEE 802.3 compatible. See Notes 2 through 4 below
Reach Length	L			30	Meter	Category 5 UTP. BER < 10 <sup>-12</sup>

**Table 5. General specifications**

Note:

1. Clock tolerance is +/- 50 ppm
2. By default, the SFP-10G-T is a full duplex device in preferred master mode
3. Automatic crossover detection is enabled. External crossover cable is not required
4. Multi-BASE-T operation requires the host system to have an SGMII interface with no clocks, and the module PHY to be configured per Applications Note AN-2036. With a SERDES that does not support SGMII, the module will operate at single rate only.

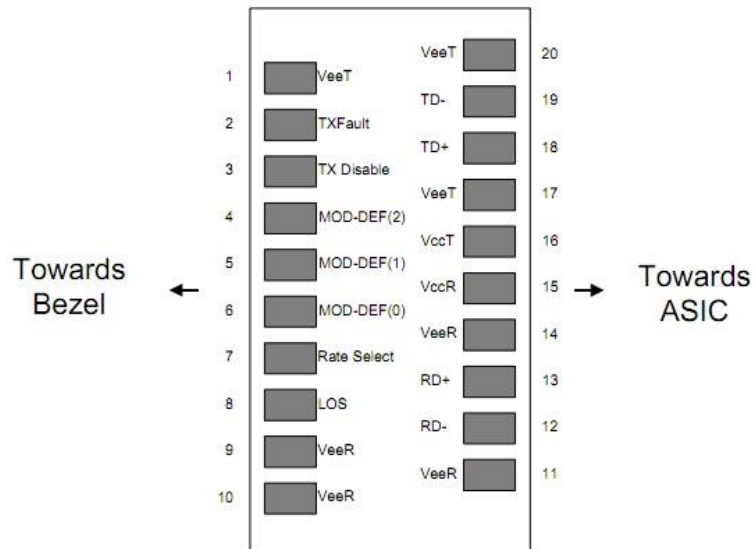
## 6. Environmental Specifications

The SFP-10G-T has an extended range from -40°C to +85°C case temperature as specified in Table.

Parameter	Symbol	Min.	Typ	Max	Units	Notes/Conditions
Operating Temperature	Top	0		70		Case temperature
Storage Temperature	Tsto	-40		85		Ambient temperature

**Table 6. Environmental specifications**

## 7. Pin Descriptions



**Diagram of Host Board Connector Block Pin Numbers and Names**

Pin	Symbol	Description	Ref.
1	VEET	Transmitter Ground (Common with Receiver Ground)	8.1
2	TFAULT	Transmitter Fault. Not supported.	
3	TDIS	Transmitter Disable. Laser output disabled on high or open.	8.2
4	MOD_DEF(2)	Module Definition 2. Data line for Serial ID.	8.3
5	MOD_DEF(1)	Module Definition 1. Clock line for Serial ID.	8.3
6	MOD_DEF(0)	Module Definition 0. Grounded within the module.	8.3
7	Rate Select	No connection required	
8	LOS	High indicates no linked. low indicates linked.	8.4
9	VEER	Receiver Ground (Common with Transmitter Ground)	8.1
10	VEER	Receiver Ground (Common with Transmitter Ground)	8.1
11	VEER	Receiver Ground (Common with Transmitter Ground)	8.1
12	RD-	Receiver Inverted DATA out. AC Coupled.	
13	RD+	Receiver Non-inverted DATA out. AC Coupled.	
14	VEER	Receiver Ground (Common with Transmitter Ground)	8.1
15	VCCR	Receiver Power Supply	
16	VCCT	Transmitter Power Supply	
17	VEET	Transmitter Ground (Common with Receiver Ground)	8.1
18	TD+	Transmitter Non-Inverted DATA in. AC Coupled.	
19	TD-	Transmitter Inverted DATA in. AC Coupled.	

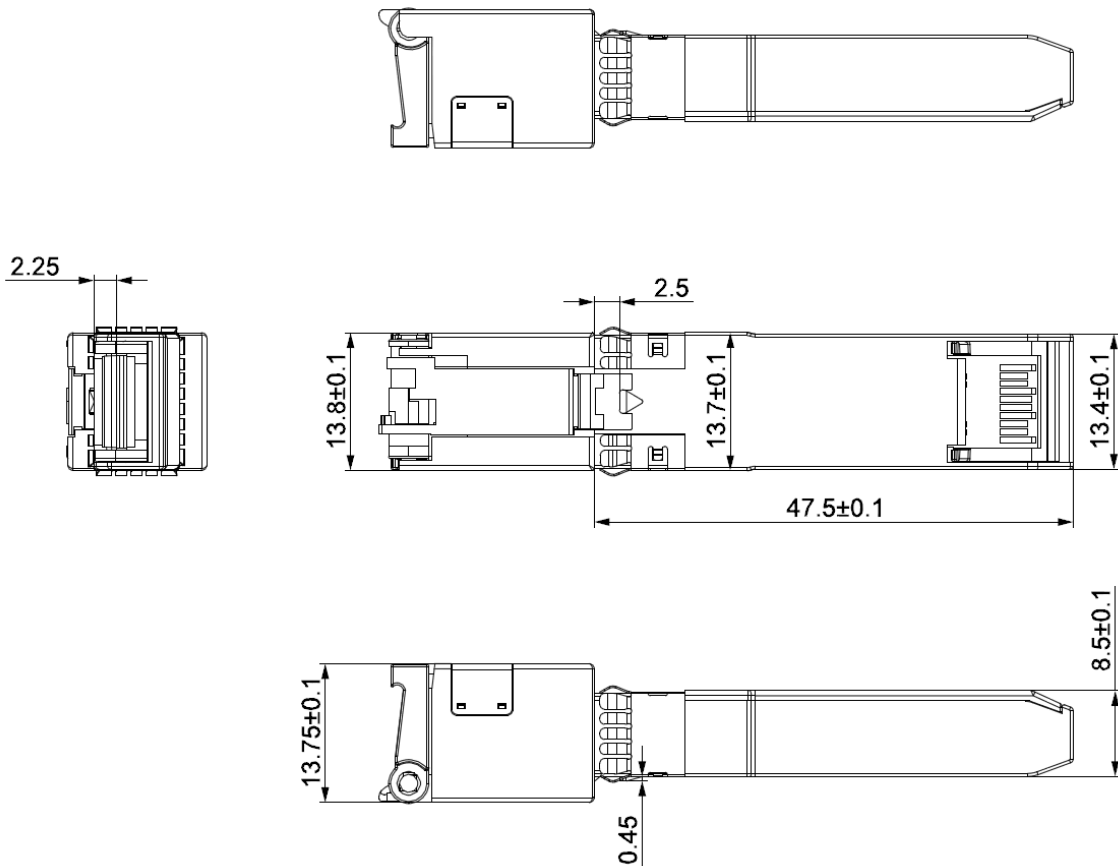
20	VEET	Transmitter Ground (Common with Receiver Ground)	8.1
----	------	--	-----

**Table 7. SFP to host connector pin assignments and descriptions**

Notes:

- 7.1 Circuit ground is connected to chassis ground.
- 7.2 PHY disabled on TDIS>2.0V or open, enabled on TDIS<0.8V.
- 7.3 Should be pulled up with 4.7k - 10k Ohms on host board to a voltage between 2.0V and 3.6V.
- MOD\_DEF(0) pulls line low to indicate module is plugged in.
- 7.4 LVTTTL compatible with a maximum voltage of 2.5V.

## 8. Mechanical Specifications



## 9. Serial Communication Protocol

SFP-10G-T supports the 2-wire serial communication protocol outlined in the SFP MSA. The physical layer IC can also be accessed via the 2-wire serial bus at address Ach.

### Serial Bus Timing Requirements

Parameter	Symbol	Min.	Typ	Max	Units	Notes/Conditions
IC Clock Rate		0		100000	Hz	

## Ordering Information

Part No.	Data Rate	Tx_DIS	Link Indicator on Rx_LOS Pin	Temp
SFP-10G-T	10G	Yes	Yes	0°C~70°C

**NOTICE:**

Connlight reserves the right to make changes to this product in this specification without notice, in order to improve product performance.